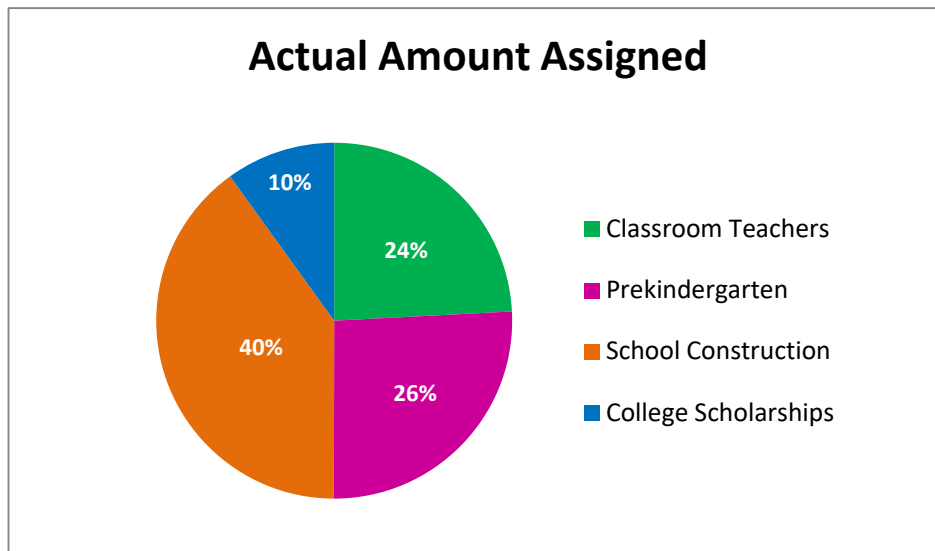
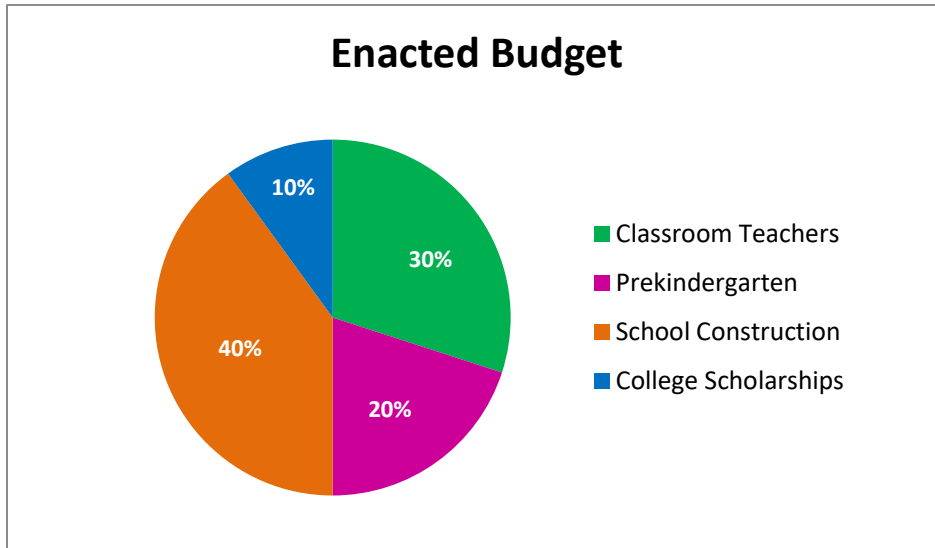


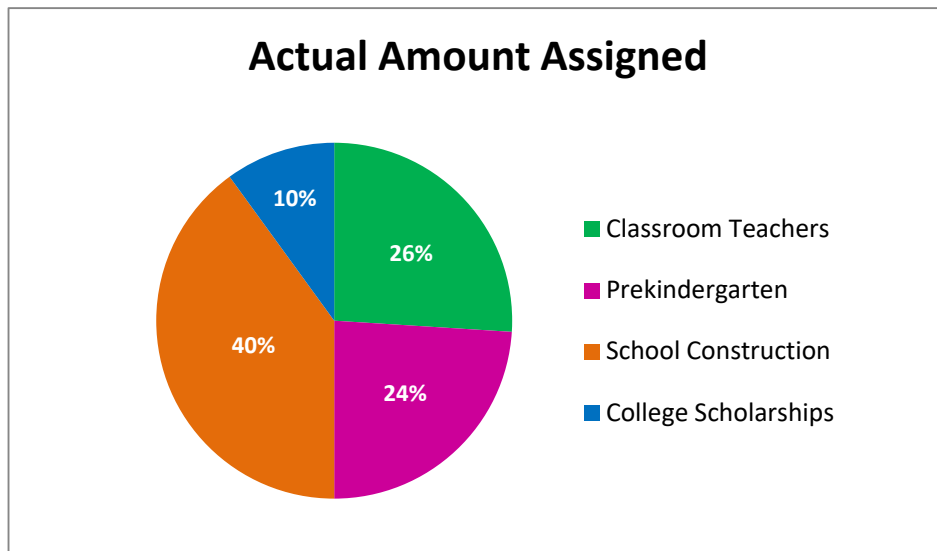
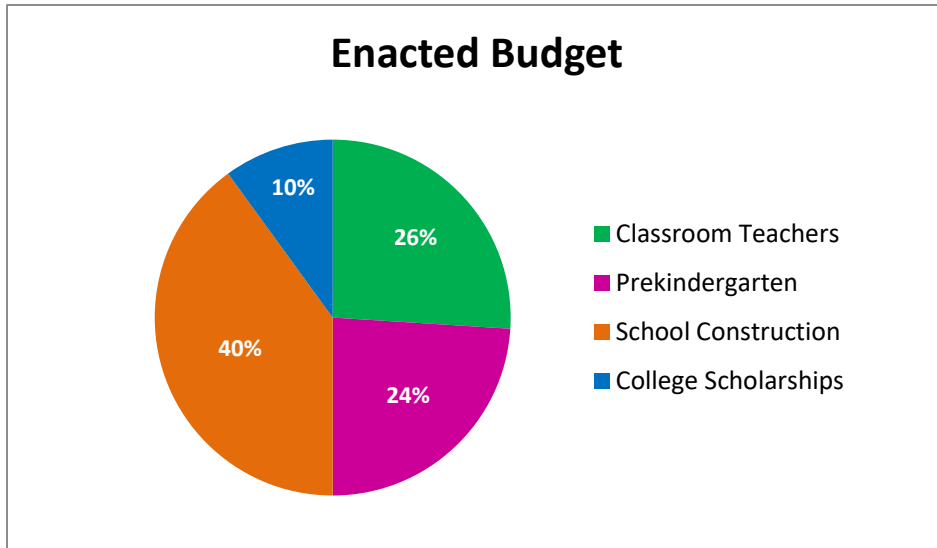
History of Lottery Fund Assignment



FY07 Lottery Funding				
PROGRAM	Enacted Budget		Actual Amount Assigned	
Classroom Teachers	\$ 127,864,291	30%	\$ 79,123,036	24%
Prekindergarten	\$ 84,635,709	20%	\$ 84,635,709	26%
School Construction	\$ 170,000,000	40%	\$ 131,006,996	40%
College Scholarships	\$ 42,500,000	10%	\$ 30,767,411	10%
Total	\$ 425,000,000	100%	\$ 325,533,152	100%

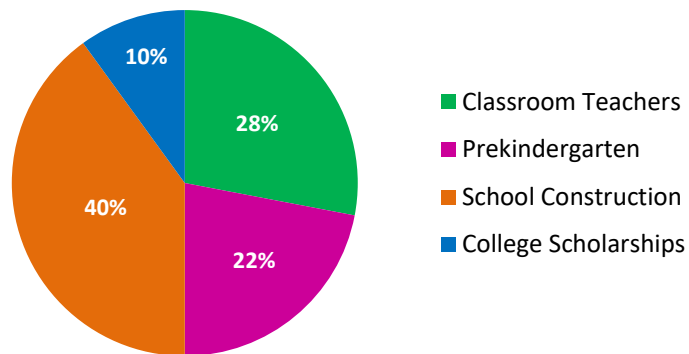


	FY08 Lottery Funding			
PROGRAM	Enacted Budget		Actual Amount Assigned	
Classroom Teachers	\$ 90,364,291	26%	\$ 90,370,483	26%
Prekindergarten	\$ 84,635,709	24%	\$ 84,635,709	24%
School Construction	\$ 140,000,000	40%	\$ 140,000,000	40%
College Scholarships	\$ 35,000,000	10%	\$ 35,001,238	10%
Total	\$ 350,000,000	100%	\$ 350,007,430	100%

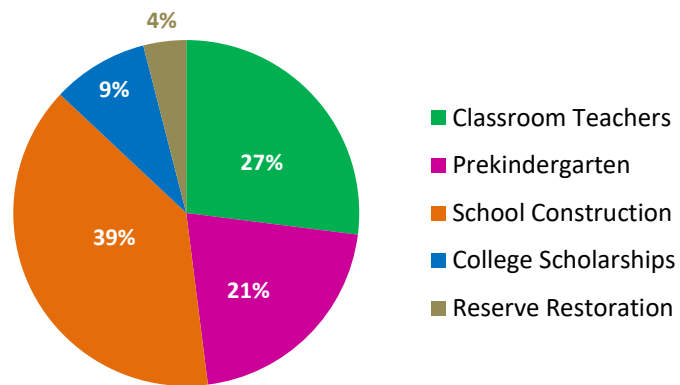


FY09 Lottery Funding				
PROGRAM	Enacted Budget		Actual Amount Assigned	
Classroom Teachers	\$ 108,114,291	28%	\$ 110,176,846	27%
Prekindergarten	\$ 84,635,709	22%	\$ 84,448,134	21%
School Construction	\$ 154,200,000	40%	\$ 162,262,428	39%
College Scholarships	\$ 38,550,000	10%	\$ 38,962,511	9%
Reserve Restoration			\$ 16,576,050	4%
Total	\$ 385,500,000	100%	\$ 412,425,969	100%

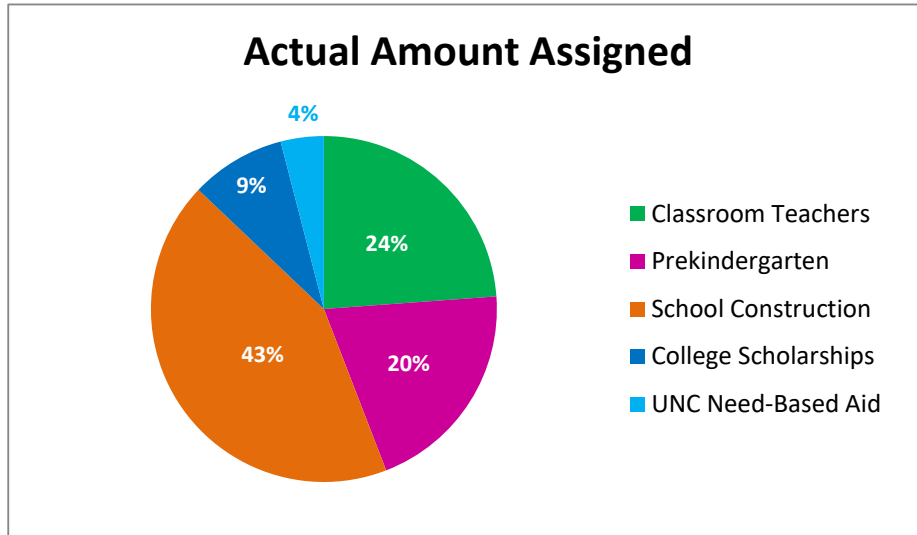
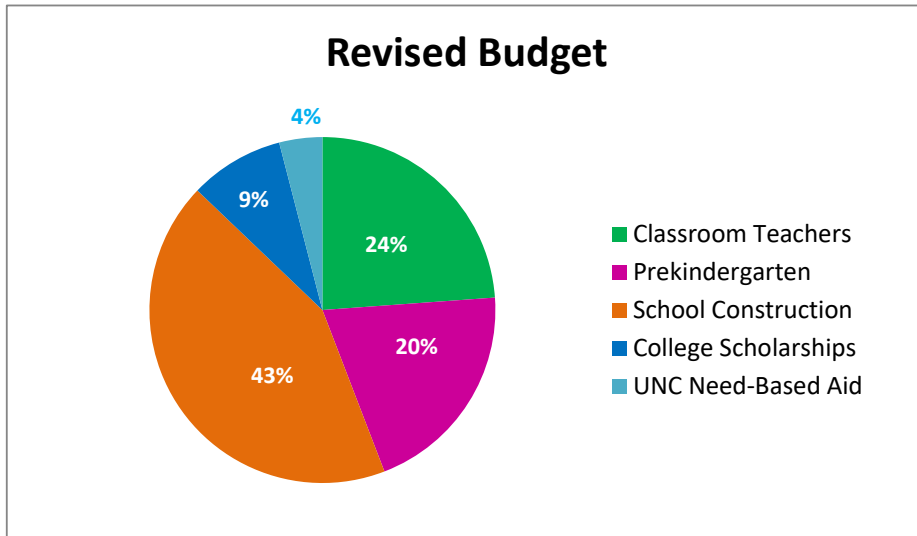
Enacted Budget



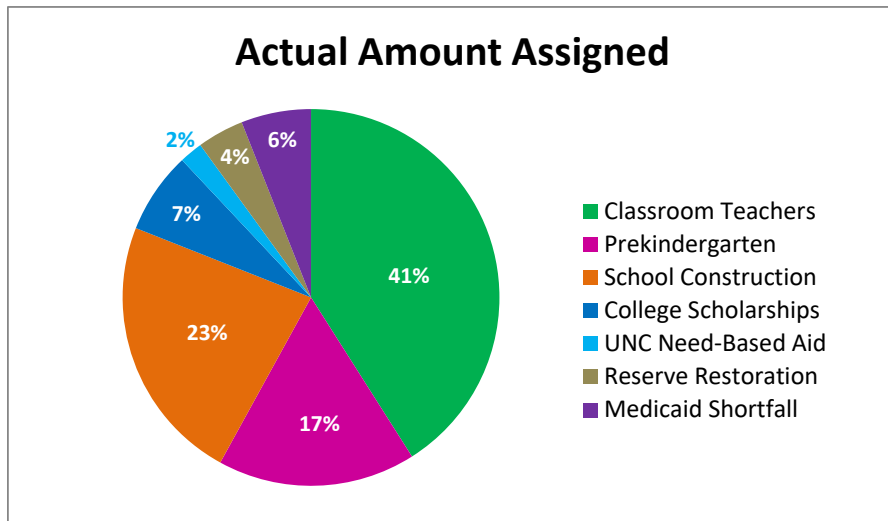
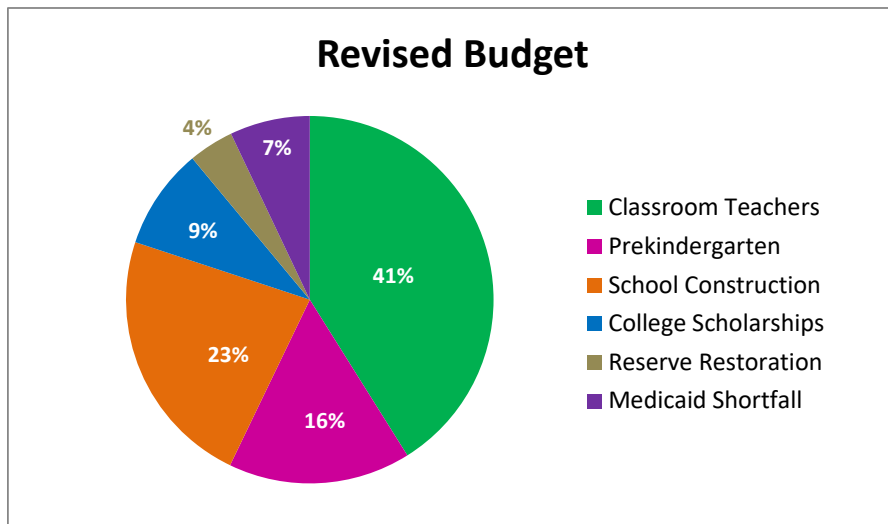
Actual Amount Assigned



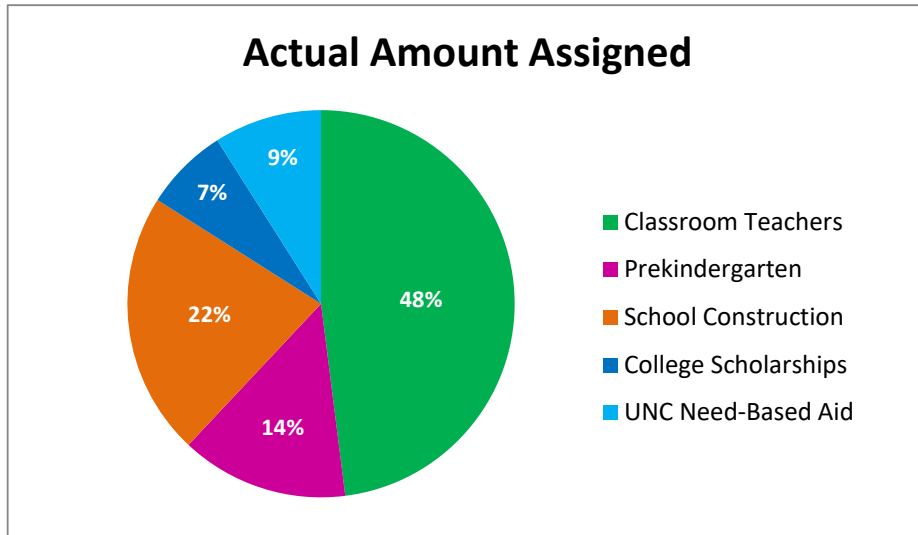
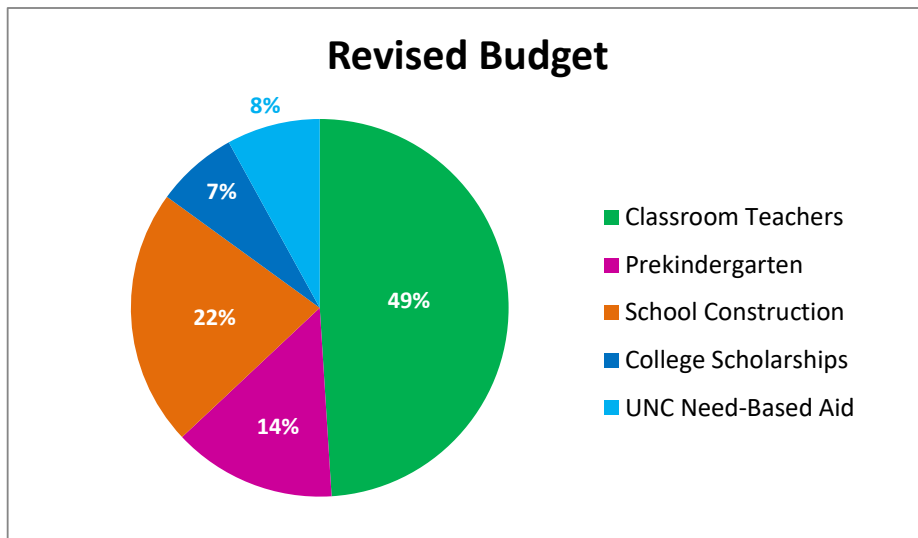
FY10 Lottery Funding				
PROGRAM	Revised Budget		Actual Amount Assigned	
Classroom Teachers	\$ 99,399,395	24%	\$ 99,399,395	24%
Prekindergarten	\$ 84,635,709	20%	\$ 84,635,709	20%
School Construction	\$ 179,109,129	43%	\$ 179,109,129	43%
College Scholarships	\$ 36,807,021	9%	\$ 37,047,021	9%
UNC Need-Based Aid	\$ 19,333,317	4%	\$ 19,272,017	4%
Total	\$ 419,284,571	100%	\$ 419,463,271	100%



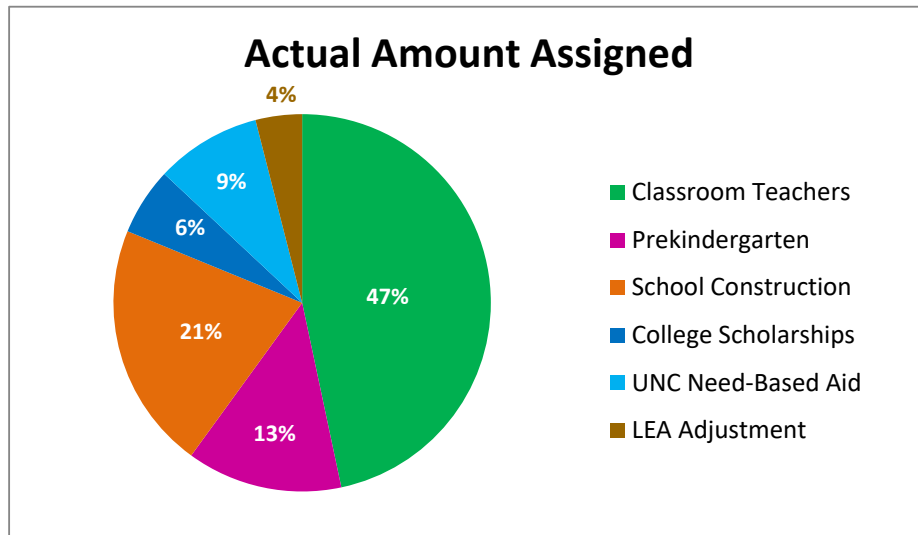
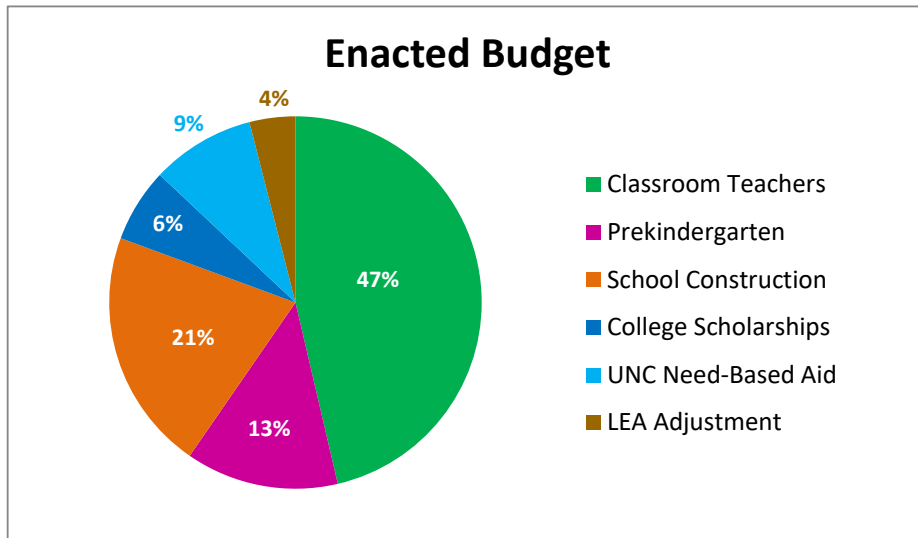
FY11 Lottery Funding				
PROGRAM	Revised Budget		Actual Amount Assigned	
Classroom Teachers	\$ 203,835,112	41%	\$ 189,974,678	41%
Prekindergarten	\$ 79,635,709	16%	\$ 79,520,927	17%
School Construction	\$ 113,741,929	23%	\$ 108,099,979	23%
College Scholarships	\$ 44,134,750	9%	\$ 34,449,071	7%
UNC Need-Based Aid			\$ 7,389,029	2%
Reserve Restoration	\$ 16,808,076	4%	\$ 16,808,076	4%
Medicaid Shortfall	\$ 35,000,000	7%	\$ 26,615,199	6%
Total	\$ 493,155,576	100%	\$ 462,856,959	100%



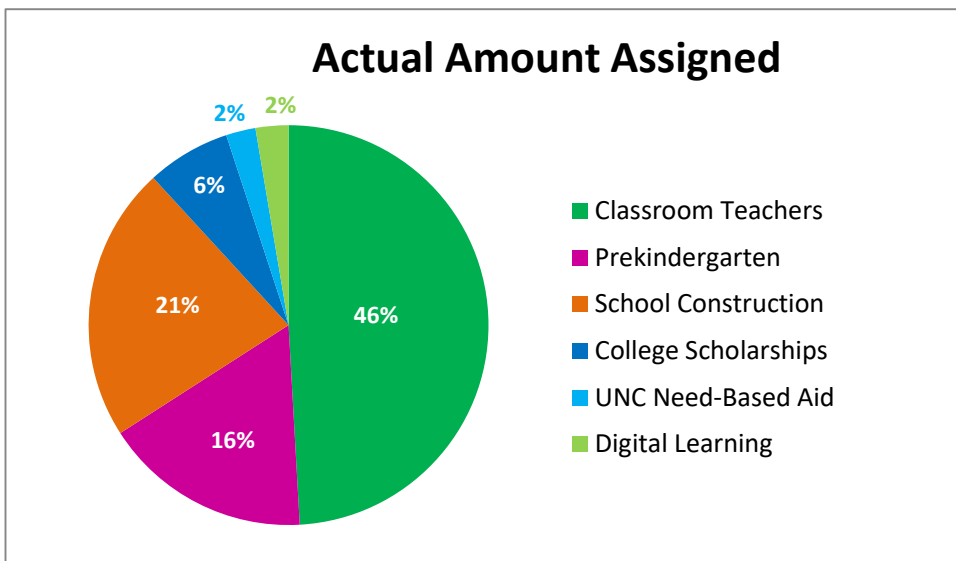
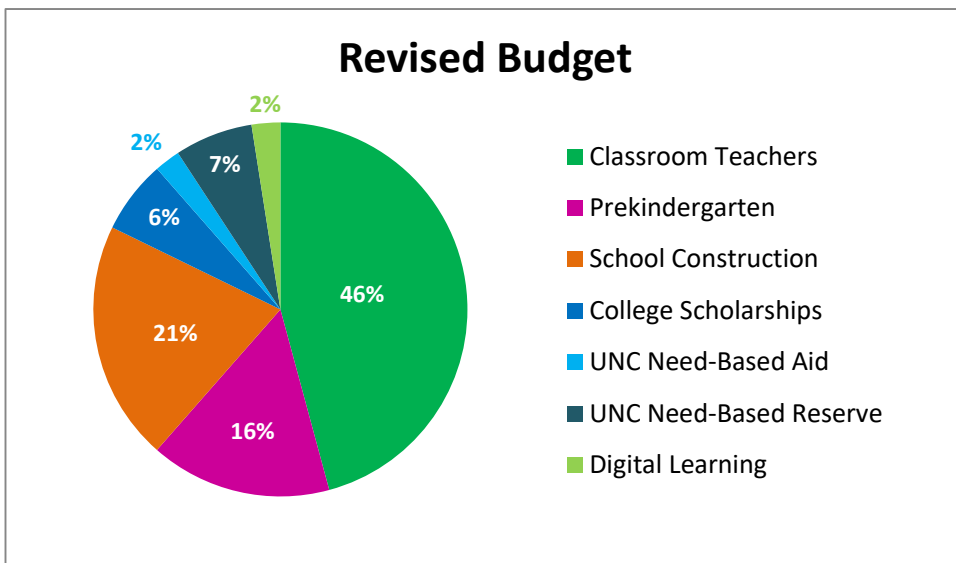
FY12 Lottery Funding				
PROGRAM	Revised Budget		Actual Amount Assigned	
Classroom Teachers	\$ 220,643,188	49%	\$ 220,721,772	48%
Prekindergarten	\$ 63,135,709	14%	\$ 63,135,709	14%
School Construction	\$ 100,000,000	22%	\$ 100,000,000	22%
College Scholarships	\$ 30,450,000	7%	\$ 30,644,417	7%
UNC Need-Based Aid	\$ 36,333,103	8%	\$ 42,878,374	9%
Total	\$ 450,562,000	100%	\$ 457,380,272	100%



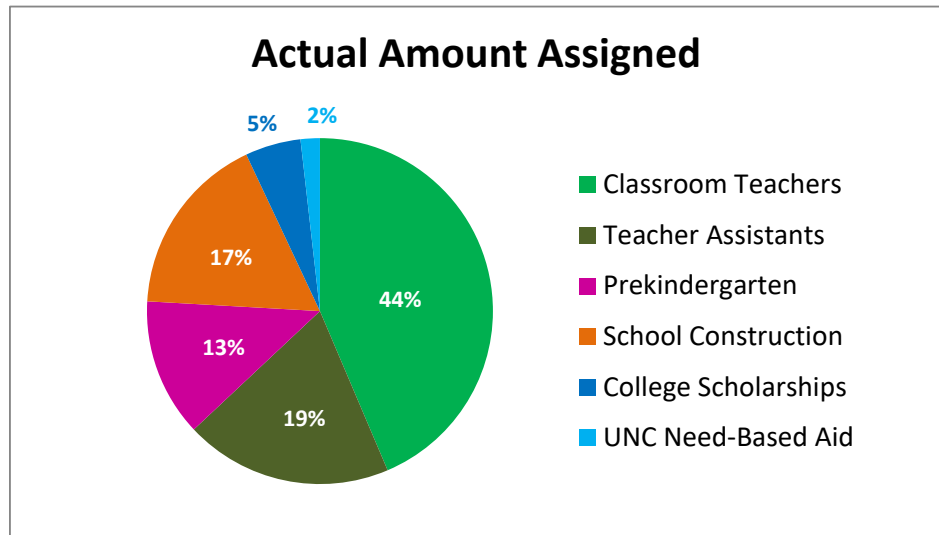
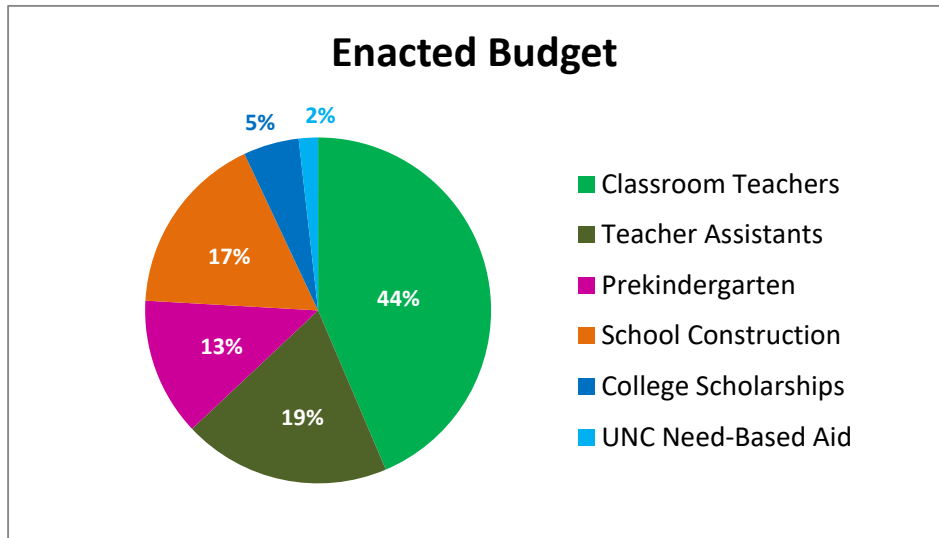
FY13 Lottery Funding				
PROGRAM	Revised Budget		Actual Amount Assigned	
Classroom Teachers	\$ 220,643,188	47%	\$ 220,643,188	47%
Prekindergarten	\$ 63,135,709	13%	\$ 63,135,709	13%
School Construction	\$ 100,000,000	21%	\$ 100,000,000	21%
College Scholarships	\$ 30,450,000	6%	\$ 30,450,000	6%
UNC Need-Based Aid	\$ 42,878,374	9%	\$ 42,878,295	9%
LEA Adjustment	\$ 16,385,771	4%	\$ 16,385,771	4%
Total	\$ 473,493,042	100%	\$ 473,492,963	100%



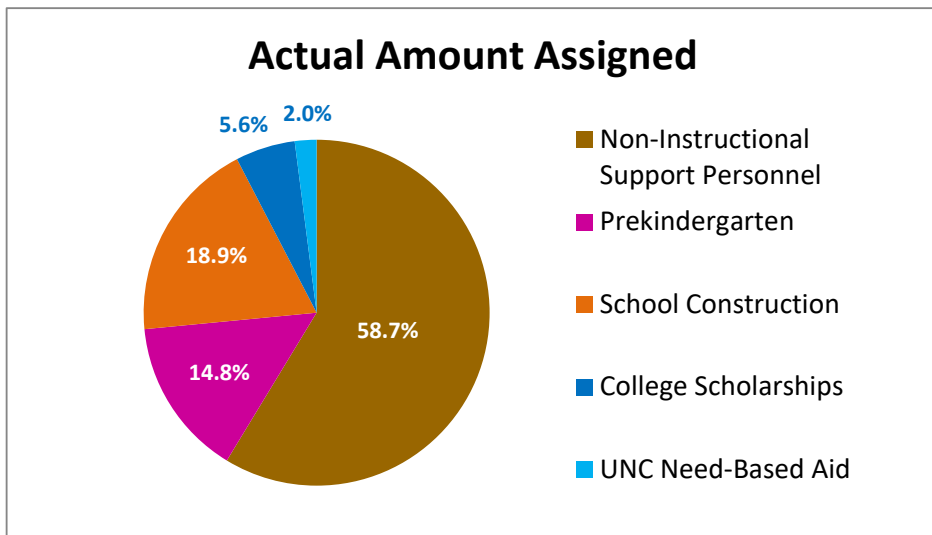
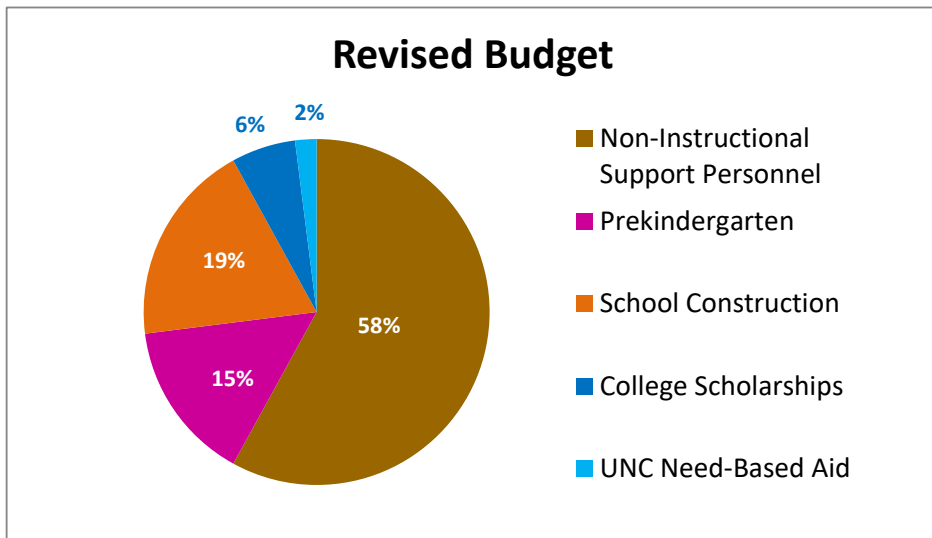
FY14 Lottery Funding				
PROGRAM	Revised Budget		Actual Amount Assigned	
Classroom Teachers	\$ 220,643,188	46%	\$ 220,643,188	46%
Prekindergarten	\$ 75,535,709	16%	\$ 75,535,709	16%
School Construction	\$ 100,000,000	21%	\$ 100,000,000	21%
College Scholarships	\$ 30,450,000	6%	\$ 30,450,000	6%
UNC Need-Based Aid	\$ 10,744,733	2%	\$ 10,744,733	2%
UNC Need-Based Reserve	\$ 32,530,359	7%	\$ 32,530,359	7%
Digital Learning	\$ 11,928,735	2%	\$ 11,928,735	2%
Total	\$ 481,832,724	100%	\$ 481,832,724	100%



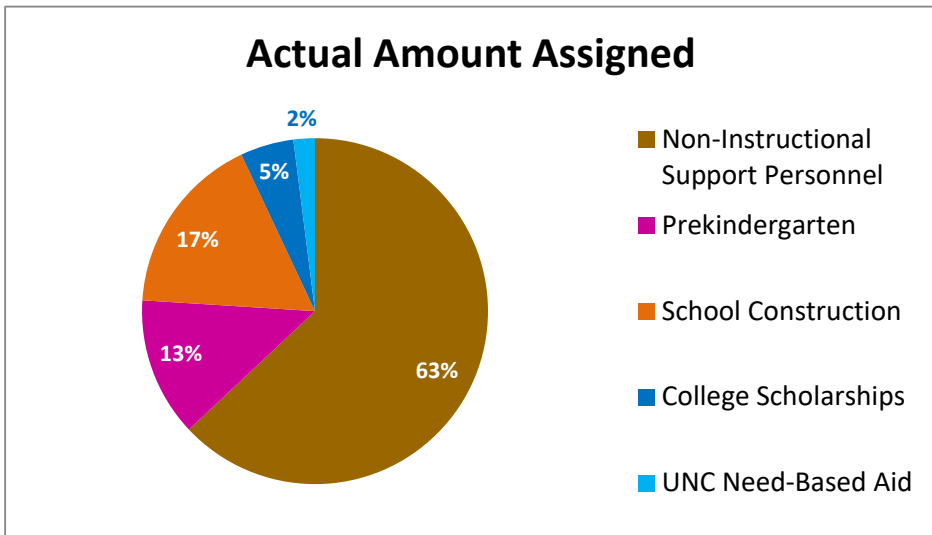
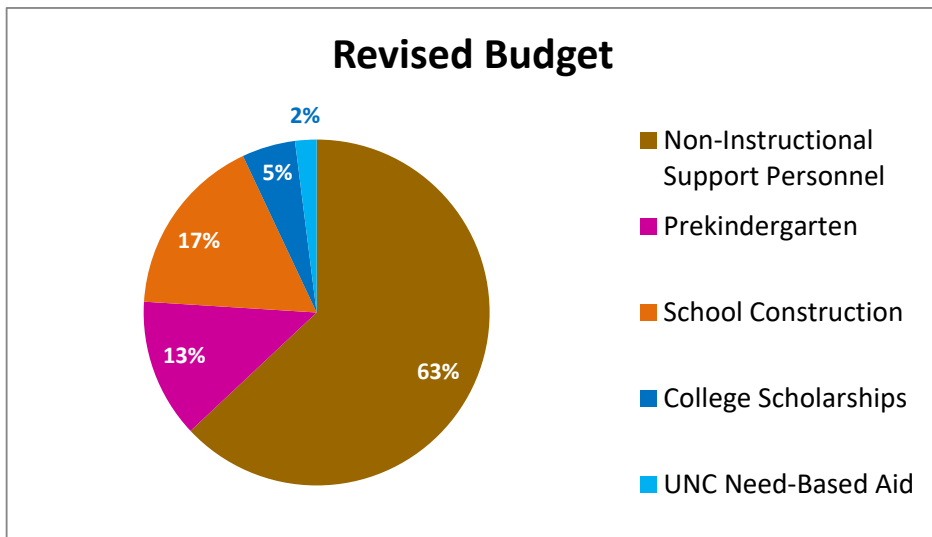
FY15 Lottery Funding				
PROGRAM	Enacted Budget		Actual Amount Assigned	
Classroom Teachers	\$ 254,586,185	44%	\$ 254,586,185	44%
Teacher Assistants	\$ 113,318,880	19%	\$ 113,318,880	19%
Prekindergarten	\$ 75,535,709	13%	\$ 75,535,709	13%
School Construction	\$ 100,000,000	17%	\$ 100,000,000	17%
College Scholarships	\$ 30,450,000	5%	\$ 30,450,000	5%
UNC Need-Based Aid	\$ 10,744,733	2%	\$ 10,744,733	2%
Total	\$ 584,635,507	100%	\$ 584,635,507	100%



	FY16 Lottery Funding			
PROGRAM	Revised Budget		Actual Amount Assigned	
Non-Instructional Support Personnel	\$ 310,455,157	58%	\$ 310,455,157	58.7%
Prekindergarten	\$ 78,252,110	15%	\$ 78,252,110	14.8%
School Construction	\$ 100,000,000	19%	\$ 100,000,000	18.9%
College Scholarships	\$ 30,450,000	6%	\$ 29,543,331	5.6%
UNC Need-Based Aid	\$ 10,744,733	2%	\$ 10,744,733	2.0%
Total	\$ 529,902,000	100%	\$ 528,995,331	100%

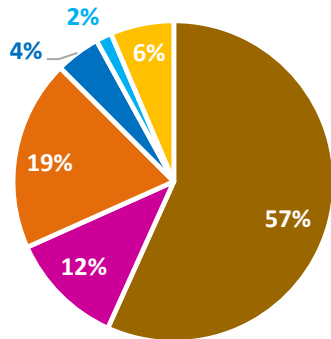


FY17 Lottery Funding				
PROGRAM	Revised Budget		Actual Amount Assigned	
Non-Instructional Support Personnel	\$ 372,266,860	63%	\$ 372,266,860	63%
Prekindergarten	\$ 78,252,110	13%	\$ 78,252,110	13%
School Construction	\$ 100,000,000	17%	\$ 100,000,000	17%
College Scholarships	\$ 30,450,000	5%	\$ 32,263,407	5%
UNC Need-Based Aid	\$ 10,744,733	2%	\$ 10,744,733	2%
Total	\$ 591,713,703	100%	\$ 593,527,109	100%



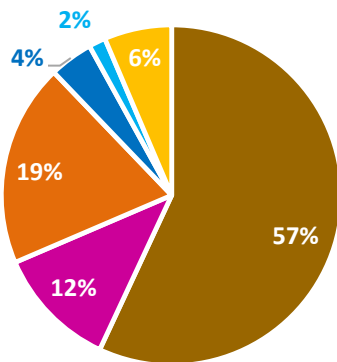
FY18 Lottery Funding				
PROGRAM	Enacted Budget		Actual Amount Assigned	
Non-Instructional Support Personnel	\$ 383,888,897	56.7%	\$ 383,888,897	57%
Prekindergarten	\$ 78,252,110	11.6%	\$ 78,234,852	12%
School Construction	\$ 130,000,000	19.2%	\$ 130,000,000	19%
College Scholarships	\$ 30,450,000	4.5%	\$ 27,971,676	4%
UNC Need-Based Aid	\$ 10,744,733	1.6%	\$ 10,744,733	2%
LEA Transportation	\$ 43,277,192	6.4%	\$ 43,277,192	6%
Total	\$ 676,612,932	100%	\$ 674,117,350	100%

Enacted Budget



- Non-Instructional Support Personnel
- Prekindergarten
- School Construction
- College Scholarships
- UNC Need-Based Aid
- LEA Transportation

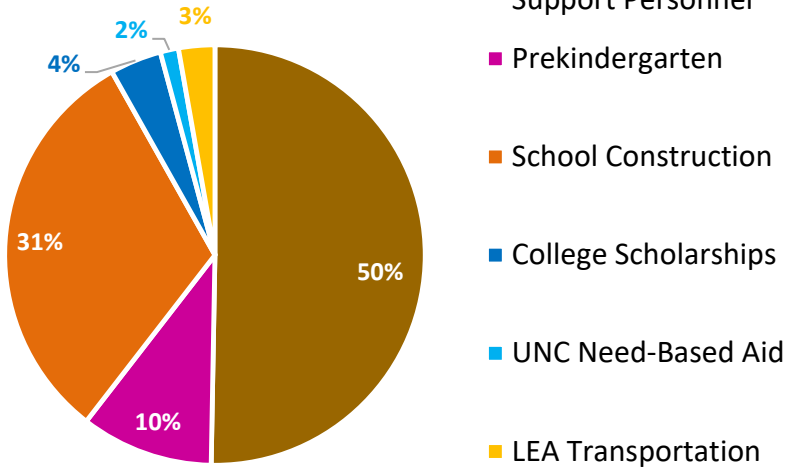
Actual Amount Assigned



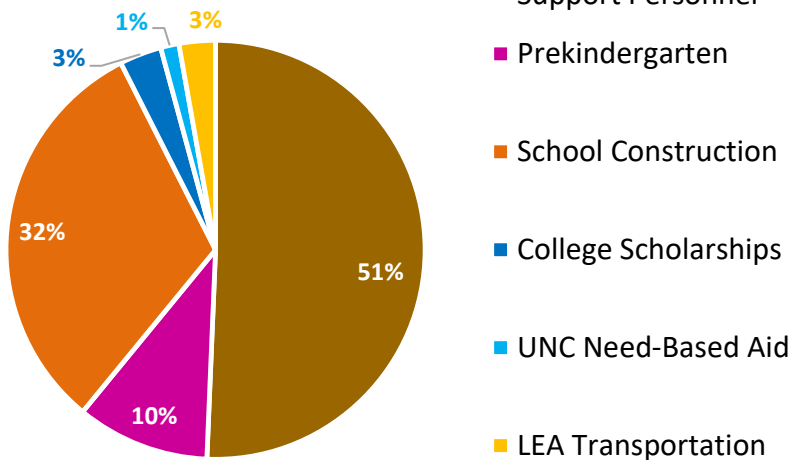
- Non-Instructional Support Personnel
- Prekindergarten
- School Construction
- College Scholarships
- UNC Need-Based Aid
- LEA Transportation

FY19 Lottery Funding				
PROGRAM	Revised Budget		Actual Amount Assigned	
Non-Instructional Support Personnel	\$ 385,914,455	50.3%	\$ 385,914,455	51%
Prekindergarten	\$ 78,252,110	10.2%	\$ 78,252,110	10%
School Construction	\$ 240,684,581	31.4%	\$ 240,684,581	32%
College Scholarships	\$ 30,450,000	4.0%	\$ 24,754,093	3%
UNC Need-Based Aid	\$ 10,744,733	1.4%	\$ 10,744,733	1%
LEA Transportation	\$ 21,386,090	2.8%	\$ 21,386,090	3%
Total	\$ 767,431,969	100%	\$ 761,736,062	100%

Enacted Budget

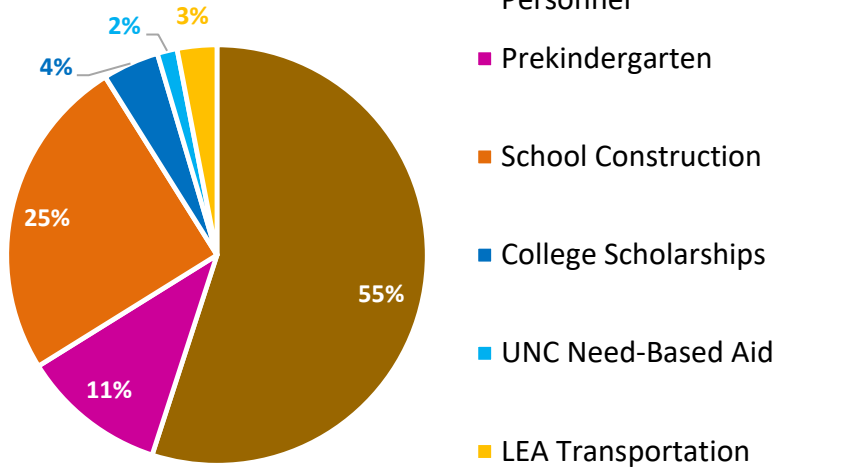


Actual Amount Assigned

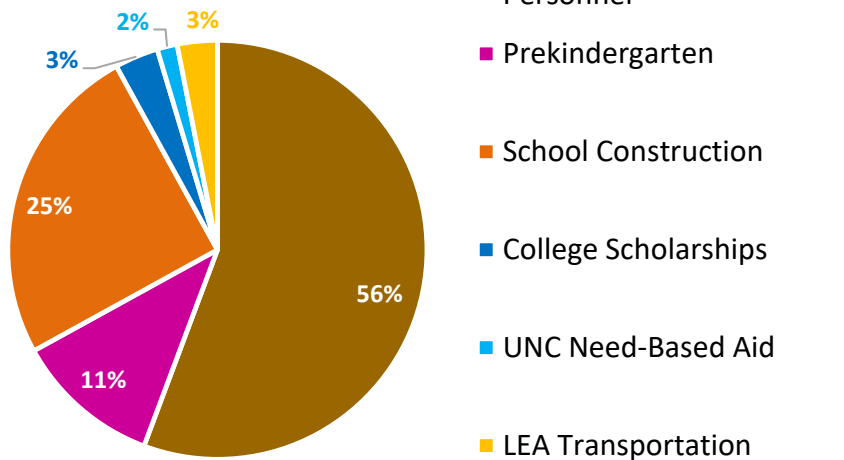


FY20 Lottery Funding				
PROGRAM	Revised Budget		Actual Amount Assigned	
Non-Instructional Support Personnel	\$ 385,914,455	55.0%	\$ 385,914,455	56%
Prekindergarten	\$ 78,252,110	11.2%	\$ 78,252,110	11%
School Construction	\$ 175,000,000	24.9%	\$ 173,200,000	25%
College Scholarships	\$ 30,450,000	4.3%	\$ 23,343,258	3%
UNC Need-Based Aid	\$ 10,744,733	1.5%	\$ 10,744,733	2%
LEA Transportation	\$ 21,386,090	3.0%	\$ 21,386,090	3%
Total	\$ 701,747,388	100%	\$ 692,840,646	100%

Enacted Budget

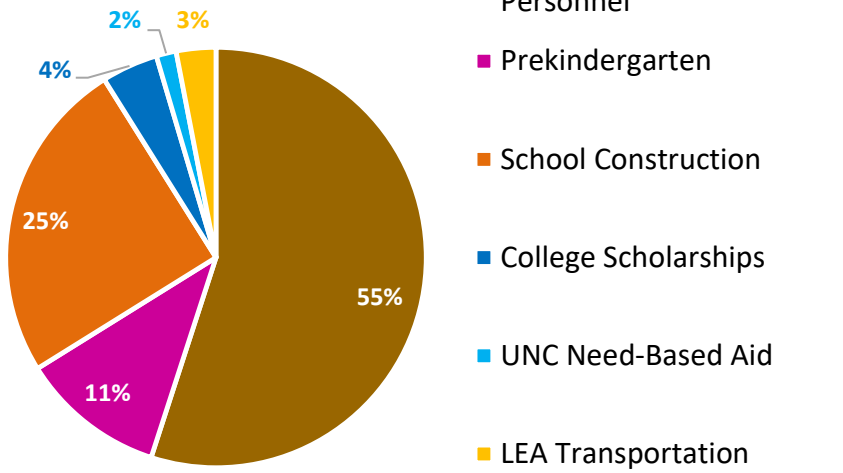


Actual Amount Assigned

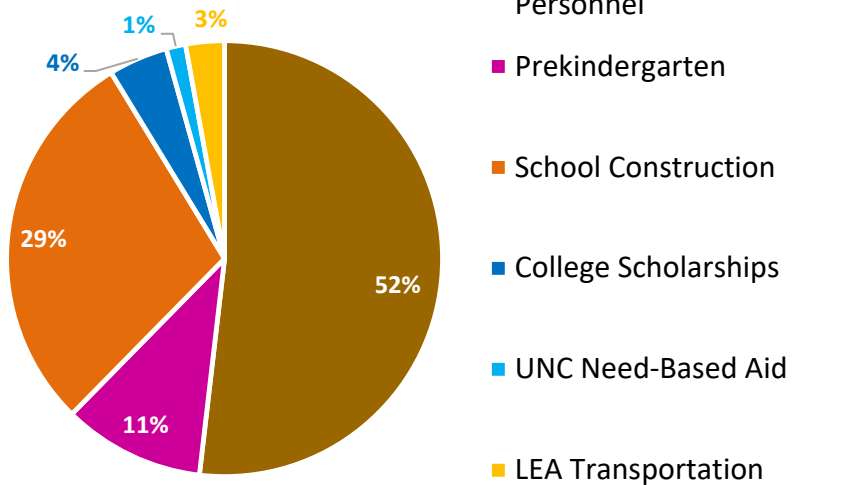


FY21 Lottery Funding				
PROGRAM	Revised Budget		Actual Amount Assigned	
Non-Instructional Support Personnel	\$ 385,914,455	55.0%	\$ 385,914,455	51.8%
Prekindergarten	\$ 78,252,110	11.2%	\$ 78,252,110	10.5%
School Construction	\$ 175,000,000	24.9%	\$ 215,311,011	28.9%
College Scholarships	\$ 30,450,000	4.3%	\$ 32,743,138	4.4%
UNC Need-Based Aid	\$ 10,744,733	1.5%	\$ 10,744,733	1.4%
LEA Transportation	\$ 21,386,090	3.0%	\$ 21,386,090	2.9%
Total	\$ 701,747,388	100%	\$ 744,351,537	100.0%

Enacted Budget

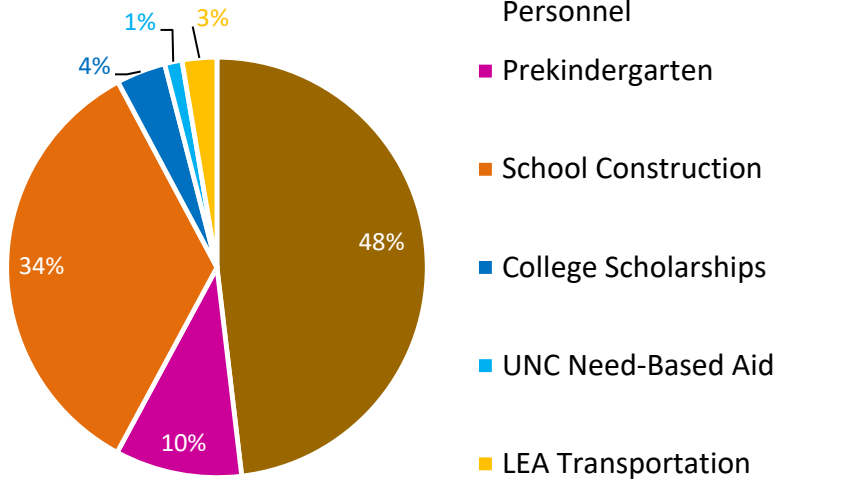


Actual Amount Assigned

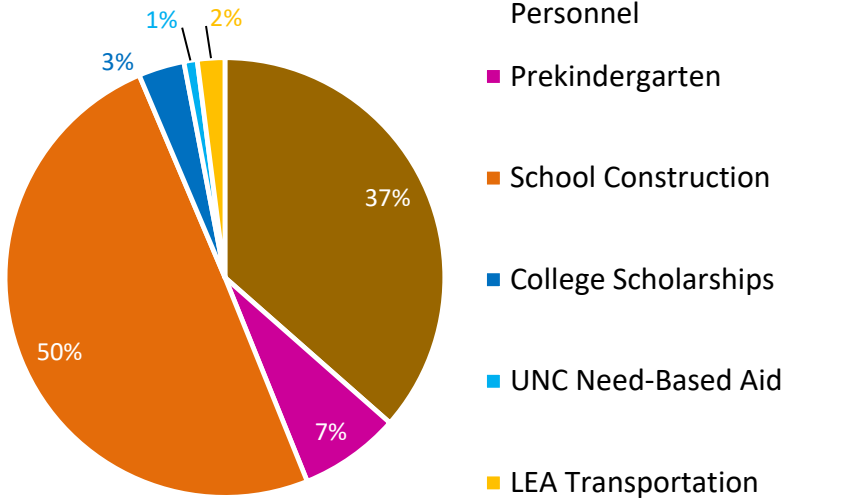


FY22 Lottery Funding				
PROGRAM	Revised Budget		Actual Amount Assigned	
Non-Instructional Support Personnel	\$ 385,914,455	48.1%	\$ 385,914,455	36.5%
Prekindergarten	\$ 78,252,110	9.8%	\$ 78,252,110	7.4%
School Construction	\$ 275,252,612	34.3%	\$ 525,785,890	49.7%
College Scholarships	\$ 30,450,000	3.8%	\$ 35,755,184	3.4%
UNC Need-Based Aid	\$ 10,744,733	1.3%	\$ 10,328,843	1.0%
LEA Transportation	\$ 21,386,090	2.7%	\$ 21,386,090	2.0%
Total	\$ 802,000,000	100%	\$ 1,057,422,572	100.0%

Enacted Budget

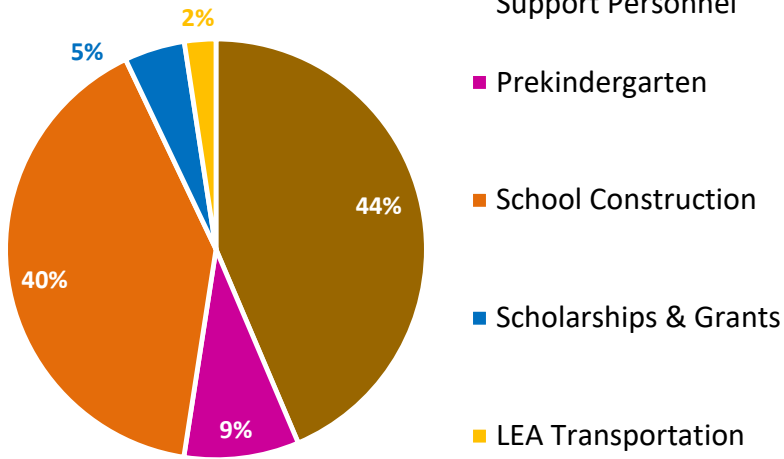


Actual Amount Assigned



FY23 Lottery Funding				
PROGRAM	Revised Budget		Actual Amount Assigned	
Non-Instructional Support Personnel	\$ 385,914,455	43.6%	\$ 385,914,455	38%
Prekindergarten	\$ 78,252,110	8.8%	\$ 78,252,110	8%
School Construction	\$ 358,252,612	40.5%	\$ 487,068,261	48%
Scholarships & Grants	\$ 41,194,733	4.7%	\$ 43,935,858	4%
LEA Transportation	\$ 21,386,090	2.4%	\$ 21,386,090	2%
Total	\$ 885,000,000	100%	\$ 1,016,556,774	100%

Enacted Budget



Actual Amount Assigned

